



PETROLEUM 700

4" x 3" End Suction Centrifugal Pump

The Petroleum 700 End Suction Centrifugal Pump is engineered for superior performance in transferring petroleum-based liquids efficiently.

Built for compatibility with 256JP frame electric motors, the Petroleum 700 line also supports alternative mounting configurations such as pedestal setups and PumpAKs®. Its design allows the pump to be rotated in 90° increments, delivering outstanding versatility and dependable operation across a wide range of industrial uses.

Durability and advanced engineering define the Petroleum 700 series. The SE 700 features an enclosed cast iron impeller, the SG 700 incorporates an enclosed aluminum impeller, and the SO 700 is equipped with an enclosed cast iron impeller. These robust materials ensure long service life, even under demanding conditions.

The Petroleum 700 Pump is available in three distinct models: SE, SG and SO:

Model SE Pumps - Compatible For Ethanol & E 85

Model SG Pumps - Compatible For Gasoline, Kerosene, Avgas & Jet Fuel

Model SO Pumps - Compatible For BioDiesel, Fuel Oil & Diesel

SPECIFICATIONS:

Suction / Discharge	4" x 3" 150# flange
Flow	Up to 925 GPM (210 m³/h)
Head Feet	Up to 170' (52 m)
Impeller	SE 700 - enclosed cast iron SG 700 - enclosed aluminum SO 700 - enclosed cast iron
Motor	Up to 40 HP (29.4 kW)
Drive Options	Close coupled 256JP Pedestal PumpAK® (without motor)
Seal	SE 700 - Type 2 viton/carbon/silicon carbide/SS SG 700 - Type 2 viton/carbon/silicon carbide/SS SO 700 - Type 21 viton/carbon/niresist/SS
Mounting Options	SE 700 - Explosion proof Class 1 Group D SG 700 - Explosion proof Class 1 Group D SO 700 - TEFC
Compatible For	SE 700 - Ethanol, E 85 SG 700 - Gasoline, Avgas, Kerosene, Jet A/8 SO 700 - Biodiesel, Fuel Oil, Diesel

Features

- Non-spark clamp

Application:

- Agricultural
- Industrial
- Marine
- OEM



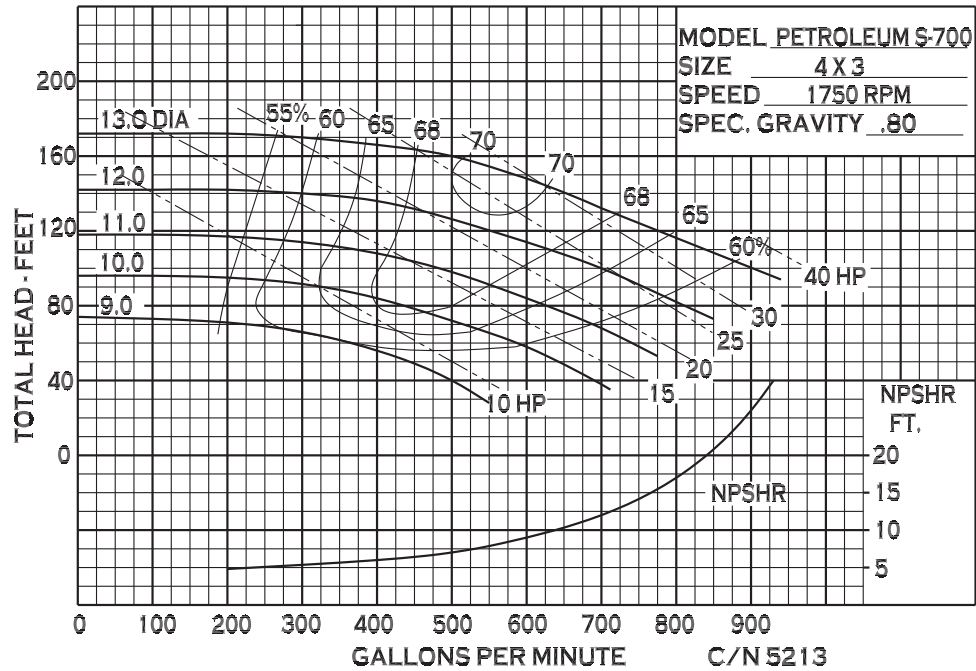
12500 South Pulaski Road
Alsip, IL 60803, USA
Phone (800) 563-8006



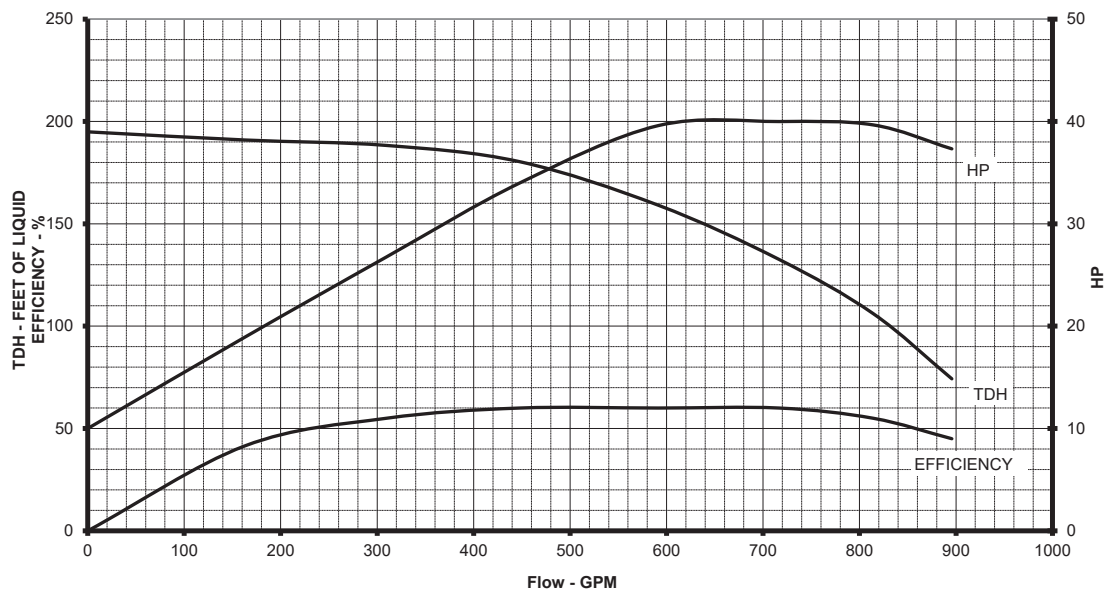
An Ingersoll Rand Business

PETROLEUM 700

PERFORMANCE CURVES



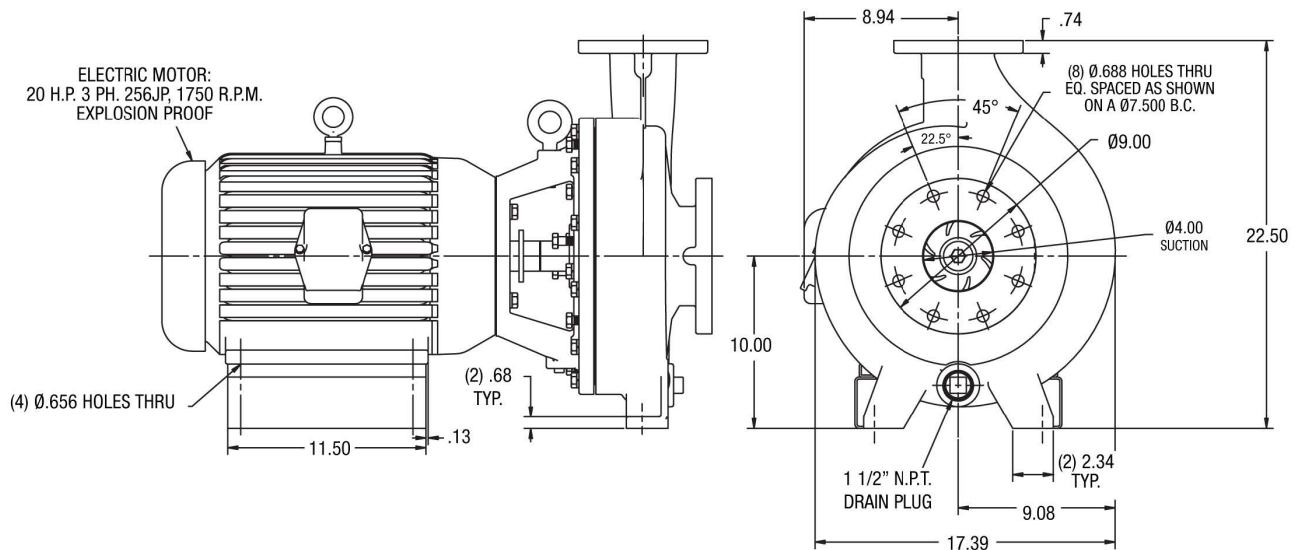
SG700
2850 RPM
9.00 diameter impeller
.85 specific gravity



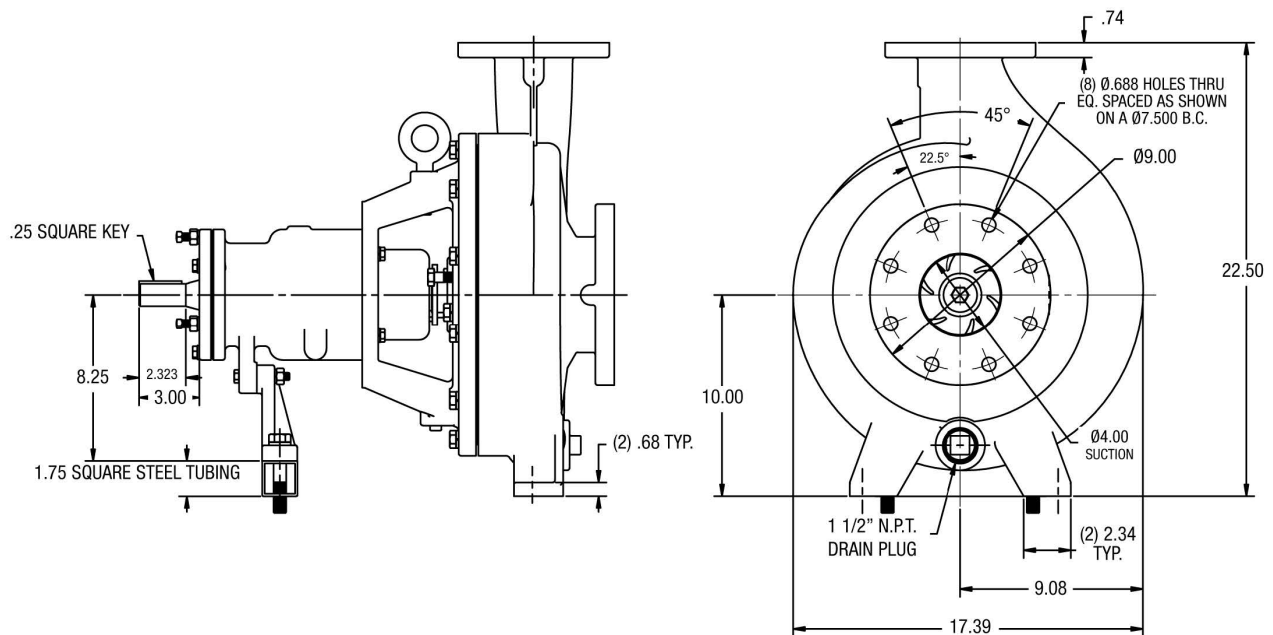
12500 South Pulaski Road
Alsip, IL 60803, USA
Phone (800) 563-8006

DIMENSIONS

CLOSE COUPLED - ELECTRIC MOTOR



PEDESTAL - MOUNT



* For complete parts lists and troubleshooting guidance, please refer to the MP Pumps Installation Operation & Maintenance (IOM) Manual.